

## Software Release Notes

### dSS V1.16.2.1

The digitalSTROM AG uses Software Release Notes (SRN) to provide information about software changes and updates of existing products.

Document-Number	SRN-1908
Date/Version	25.09.2019 / v1.1

## New Features

### Integration of Panasonic TV's

With this release, Panasonic Smart TV's can be directly integrated into digitalSTROM via the local IP network. The integration allows to show notifications in case of doorbell and alarm messages, panic- and fire-alarms or hail warnings directly on the screen. In addition, the selection of channels and changing the volume via digitalSTROM buttons, Smartphone app or from the digitalSTROM server-apps is also supported.

All Panasonic Smart TV models from 2019 onwards support the full range of functions. For older Smart-TV models (2018 or older), showing notifications on the screen will be restricted.

To connect the TV, the '*Panasonic Controller*' app must be installed on the digitalSTROM-Server. The TV will then be available as a device in the Configurator as well as the server- and smartphone apps


This integration is available on the dSS20/22, dSS-IP, and dSS11-E only. The dSS11-1GB does not support this function.

#### Note:

In a future release, the TV will be registered the digitalSTROM-Server as a video device instead of a generic device. Once this function gets introduced, existing entries for the Panasonic TV in the server apps (such as '*User Defined Actions*' or '*Event Responder*') must be newly configured.

## Definition of floors

Floors can now be defined in the digitalSTROM configurator. This provides a better overview in the tab 'Rooms' in the configurator as well as in the smartphone app 'dS Smart Home'.

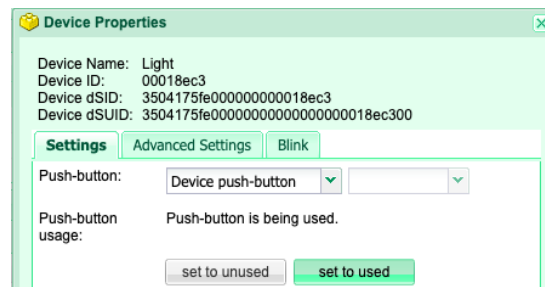
Floors can be created using the 'Create new floor'  function and the rooms can be moved to the respective floor using drag & drop.

The floors must be created in the correct order as they can be renamed but not moved.



## Detection and definition of push-button usage

In order to display only those buttons in the smartphone app that are actually being used within the installation, the system automatically recognizes which buttons were clicked. The status is shown in the configurator's hardware tab within the column 'Input', where unused buttons appear grey. The button usage can also be set manually in the device properties.



## Expansion of the *u::Lux* room control unit

In the '*u::Lux*' server app, additional tiles for awnings can now be defined.

In addition to the already introduced multifunctional tiles, single-function tiles are now also available. This allows individual functions to be configured on a tile, for example to call a specific scenario within a room directly.

## Extension of the server app 'User Defined Actions'.

An action created in the server app 'User Defined Actions' can now call another user defined action. This allows functions to be grouped into an action, which can then be reused elsewhere.

However, an action must not call itself, as this can affect system performance in case no delay and no clear condition to abort the sequence was defined!

## New functions to support Smartphone app 'dS Smart Home'

To enable upcoming applications in the smartphone app 'dS Smart Home', the software interface of this version supports the following new functions:

- Display of alarms and warnings, such as wind, rain, panic, fire, etc.
- Live transmission of current energy consumption (measured values of the digitalSTROM-Meters)
- Change target temperatures for the heating control system and display its status
- Display all user-defined states and change manual states

## Improvements

The new version provides the following improvements and bug fixes:

- Within the server apps (e.g. 'Event Responder'), several user-defined states can now be included as conditions.
- Combined states being defined in the server app 'User Defined States' that contained sensor states, may not have worked correctly.
- For terminal blocks GR-KL2x0 with firmware version 3.8.7, the output values for apartment activities like weather warnings or alarm 1-4 could not be changed reliably. This problem has been fixed.
- Improvements in the management of the current status of the light and shade devices. These values are displayed in the smartphone app 'dS Smart Home'.
- The value for the shown status of the Device Cache in the configurator menu 'System/System Maintenance' has been improved.
- Error corrections in the climate controller related to passive cooling.
- The Doorbird controller now also supports the product 'I/O Door Controller' A1081.
- Support of the Finnish language (Suomi) in the configurator.
- With the latest software version of Phillips, the Hue Bridge could no longer be connected. This problem has been fixed. (Release 1.16.2.1)
- When integrating Panasonic Smart TVs, the TV channel could not always be selected on certain models. (Release 1.16.2.1)
- In the server app 'u::Lux', the settings could not be saved if no sensor was connected. (Release 1.16.2.1)
- In the server app 'u::Lux', the tile type for Video was configured wrongly. (Release 1.16.2.1)
- For BL-KM200, the wrong group was read in certain cases. (Release 1.16.2.1)
- General improvements and error corrections.

## Software Update Recommendation

Updating to this software-version is recommended to benefit from the latest improvements and features.

## Documentation

Further information about the features and how to use them can be found in the latest digitalSTROM manual under "Operation and Configuration" or "Installation".

The latest version of the manuals can be found on:

<http://www.digitalstrom.com/en/Partner/Support/Operating-manuals/>.

## Affected Products

Product	Software Description	New Version	Release date
digitalSTROM-Server <ul style="list-style-type: none"> <li>• dSS11-1GB</li> <li>• dSS11-E</li> <li>• dSS20 / dSS22</li> <li>• dSS-IP</li> </ul>	dSS Version	1.16.2.1	25.09.2019
digitalSTROM-Meter <ul style="list-style-type: none"> <li>• dSM11</li> <li>• dSM12</li> </ul>	ARM-Software-Version DSP-Software-Version	1.39.3.0 1.9.0.0	25.09.2019

### Note:

The product support for digitalSTROM-Server dSS11 has been discontinued. The dSS11 continues to run with version 1.14.5.

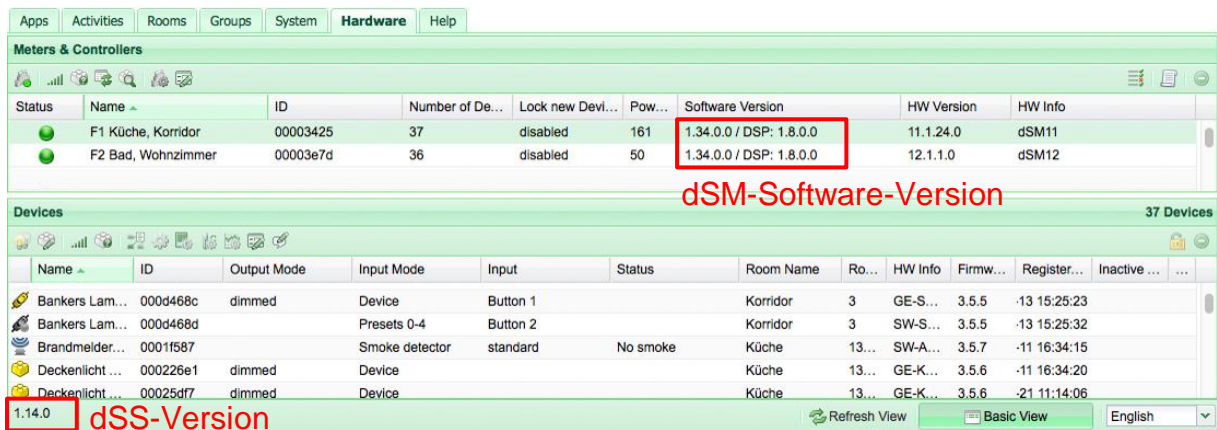
For more information, please visit: <https://www.digitalstrom.com/en/support/dss11/>

## Installation Notes

- Execute the software update from the digitalSTROM configurator within the menu "*System / System Update*".
- The dSS must be connected to the Internet in order to perform the update. Alternatively, the update can be installed by using a USB thumb drive.
- It is advisable to back up your system settings prior to performing a system update within the menu "*System / System Maintenance*".
- Once the system updates are installed, the system checks again for available updates. In case there are additional dSM firmware updates available, they must be installed manually by clicking the "*Update System*" button.
- A complete list of release notes as well as the USB update file can be found at <http://www.digitalstrom.com/Partner/Support/Software-Updates/>.

## How to find the version information

The currently installed software version can be found within the digitalSTROM Configurator.



The screenshot shows the 'Hardware' tab of the digitalSTROM Configurator. It is divided into two main sections: 'Meters & Controllers' and 'Devices'.

**Meters & Controllers:** This table lists two meters. The 'Software Version' column for both is highlighted with a red box and labeled 'dSM-Software-Version' in red text.

Status	Name	ID	Number of De...	Lock new Devi...	Pow...	Software Version	HW Version	HW Info
●	F1 Küche, Korridor	00003425	37	disabled	161	1.34.0.0 / DSP: 1.8.0.0	11.1.24.0	dSM11
●	F2 Bad, Wohnzimmer	00003e7d	36	disabled	50	1.34.0.0 / DSP: 1.8.0.0	12.1.1.0	dSM12

**Devices:** This table lists 37 devices. The 'Firmware' column for the first device is highlighted with a red box and labeled 'dSS-Version' in red text.

Name	ID	Output Mode	Input Mode	Input	Status	Room Name	Ro...	HW Info	Firmw...	Register...	Inactive ...	...
Bankers Lam...	000d468c	dimmed	Device	Button 1		Korridor	3	GE-S...	3.5.5	-13 15:25:23		
Bankers Lam...	000d468d		Presets 0-4	Button 2		Korridor	3	SW-S...	3.5.5	-13 15:25:32		
Brandmelder...	0001f587		Smoke detector	standard	No smoke	Küche	13...	SW-A...	3.5.7	-11 16:34:15		
Deckenlicht ...	000226e1	dimmed	Device			Küche	13...	GE-K...	3.5.6	-11 16:34:20		
Deckenlicht...	00025df7	dimmed	Device			Küche	13...	GE-K...	3.5.6	-21 11:14:06		

Fig. 1: Version number for dSS and dSM