

Software Release Notes

dSS V1.16.5

The digitalSTROM AG uses Software Release Notes (SRN) to provide information about software changes and updates of existing products.

Document number	SRN-2004
Date / Version	13.05.2020 / v1.0

New Features

Smartphone App “dS Smart Home”

In the Cockpit view new tiles have been added:

- The tile "Weather and Temperature" shows the current outdoor temperature and a symbol indicates the current weather situation. If the respective sensors exist, also humidity, average wind speed and maximum wind gust is shown.
- When tipping on the tile "Current consumption" an overview appears with the current consumption data of the individual circuits. The values are updated in real-time and are based on the measurements of the dS-Meters.
- A new tile also shows the energy consumption of the past 7 days.

A new tile exists for room air ventilation and circulation. By tapping the tile for a longer time, a pop-up appears to set the power level.

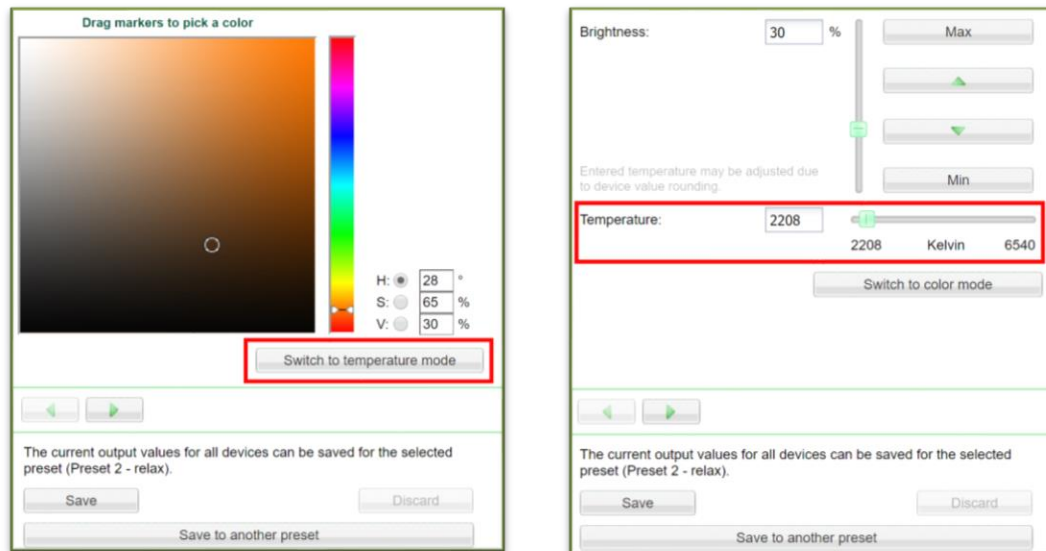
French is now also available as a language setting of the app.

Improvements

dSS

The new version provides the following improvements and bug fixes:

- Added functionality to define color temperature in activities tab for enabled devices.



- Room and device status for shade devices could be wrong in dS Smart Home app after changing the preset configuration. Now when changing again, the status will be shown correctly.
- When encountering issues with the room or device status in dS Smart Home app it is possible now to reset the device cache in configurator: *System/System Maintenance*. After that a full resync will be initiated automatically.
- Removed double entries in *System/Protection Log*.
- Fixed automatic sensor selection when using multiple outdoor sensors of the same type (e.g. multiple brightness sensors).
- Using multiple u::Lux devices in the same room could lead to communication issues.
- Updated kernel and operating system packages including newest security patches.
- Deleting a user defined group will also reset user defined settings for that group, like operation locks.
- dSS allows showing room and devices status for audio group, Sonos, room ventilation and room recirculation.
- The Philips Hue app now correctly recognizes lamps of type Ambiance (modifiable color temperature).
- Netatmo app
 - The Netatmo account to which the app is connected is shown.
 - When initially connecting to a new Healthy Home Coach or a new Weather Station, the name of the module that the user has set with the

respective Netatmo smart phone app is now correctly shown and saved in the system.

- Panasonic app
 - The TV Channel 0 (zero) is now correctly set using video presets.
 - The Product Info page has been extended to contain important configuration information of the TV so that the integration with the dSS works correctly.
- Siemens and Bosch app
 - Improved the reliability of the app.
 - Quicker recognition of state changes of the connected devices.
 - For the dryer, the program end is now also correctly recognized even if the wrinkle guard option has been enabled.

Smartphone App “dS Smart Home”:

The new version provides the following improvements and bug fixes (for iOS, Android, or both):

- Change room name (Android)
- Temporarily change settings for "passive cooling" (Android/iOS)
- Flickering when updating consumption display (Android)
- Navigation in the login dialog box (Android)
- Error handling for communication errors with the dS Cloud (Android)
- Operating and setting the position of venetian blinds (iOS)
- Choosing the color of a bulb was recognized as swiping (Android)
- Setting the temperature was recognized as vertical scrolling (iOS)
- General improvements in the stability of the app.

Known Limitations

- **Energy values in dS Smart Home app**

Under some circumstances, it can be that the energy value is missing for individual days. In this case, the bar in the energy graph remains empty. The issue is being resolved.
- **dS Web App and Microsoft Edge**

With the current release, the Edge browser is not fully supported yet. A notification in the app indicates this. The issue will be resolved with the next release.
- **dSS**
 - Using the USB update on a dSS11-1GB server can take up to 3 minutes until the update process starts.
 - The device cache is not able to read data correctly from shade devices with firmware version 3.8.7. Changing presets will lead to incorrect room and device status in dS Smart Home app. This will be fixed with the next release. (It is not possible to fix that issue by using the new reset cache button described above.)

Software Update Recommendation

Updating to this software-version is recommended to benefit from the latest improvements and features.

Documentation

Further information about the features and how to use them can be found in the latest digitalSTROM manual under "Operation and Configuration" or "Installation".

The latest version of the manuals can be found on:

<http://www.digitalstrom.com/en/Partner/Support/Operating-manuals/>.

Affected Products

Product	Software Description	New Version	Release date
digitalSTROM-Server <ul style="list-style-type: none"> • dSS11-1GB • dSS11-E • dSS20 / dSS22 • dSS-IP 	dSS Version	1.16.5	13.05.2020
digitalSTROM-Meter <ul style="list-style-type: none"> • dSM11 • dSM12 	ARM-Software-Version DSP-Software-Version	1.39.7.0 1.9.0.0	13.05.2020
digitalSTROM-Meter <ul style="list-style-type: none"> • dSM25 	ARM-Software-Version DSP-Software-Version	2.2.0 1.2.0	13.05.2020
dS Smart Home App	Version iOS Version Android	1.5.2529 1.5.1406	13.05.2020

Note:

The product support for digitalSTROM-Server dSS11 has been discontinued. The dSS11 continues to run with version 1.14.5.

For more information, please visit: <https://www.digitalstrom.com/en/support/dss11/>

Installation Notes

dSS and dSM

- Execute the software update from the digitalSTROM configurator within the menu "*System / System Update*".
- The dSS must be connected to the Internet in order to perform the update. Alternatively, the update can be installed by using a USB thumb drive.
- It is advisable to back up your system settings prior to performing a system update within the menu "*System / System Maintenance*".
- Once the system updates are installed, the system checks again for available updates. In case there are additional dSM firmware updates available, they must be installed manually by clicking the "*Update System*" button.
- A complete list of release notes as well as the USB update file can be found at <http://www.digitalstrom.com/Partner/Support/Software-Updates/>.

dS Smart Home App

- The newest version of the app is available online
 - iOS: Apple App Store
 - Android: Google Play Store

How to find the version information

dSS and dSM

The currently installed software version can be found within the digitalSTROM Configurator.

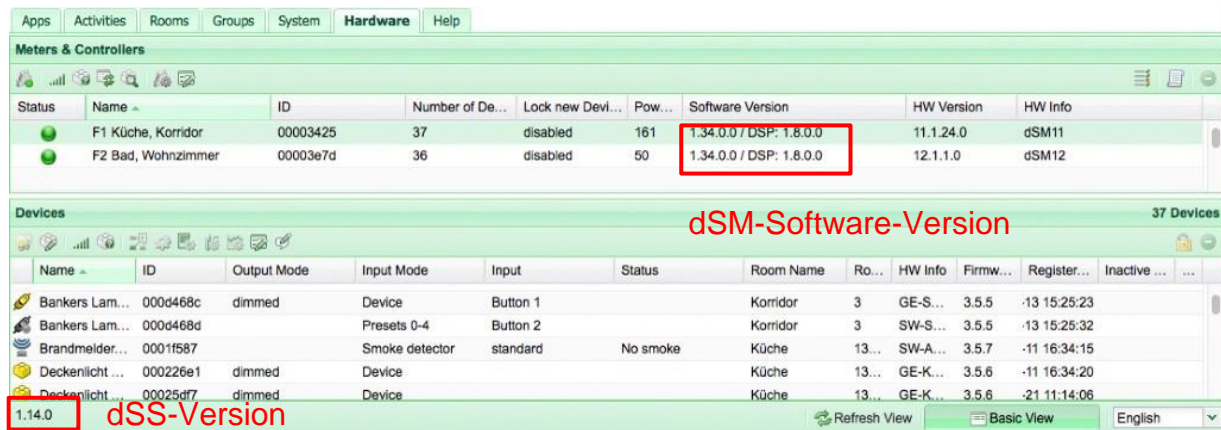


Figure 1: version number for dSS and dSM

dS Smart Home App

The currently installed version can be found in the menu "Settings / About".

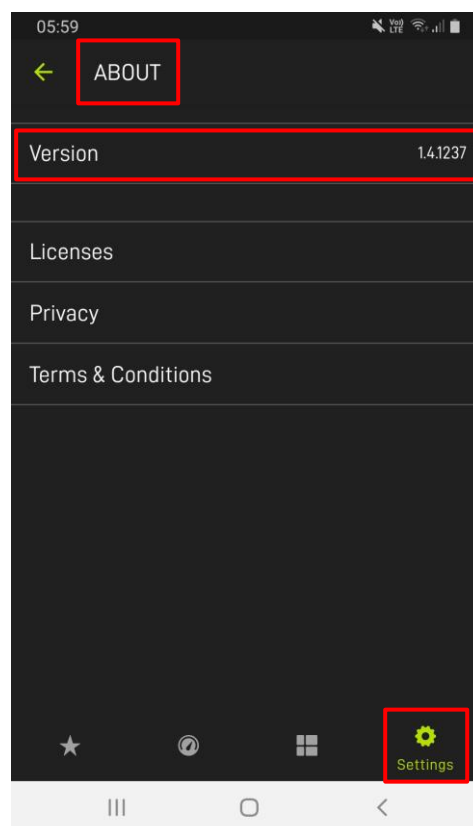


Figure 2: version number of dS Smart Home App